

Reception Reading and Writing Meeting

26th September 2023



Everything starts with reading...

Being able to read is the most important skill children will learn during their early schooling and has far-reaching implications for lifelong confidence and well-being.

(Letters and Sounds Principles of Practise of High Quality Phonics)

What is phonics?

Phonics is the link between letters and the sounds they make.

Although there are 26 letters in our alphabet the English language has 44 phonemes (speech sounds).

A **phoneme** is the smallest unit of **sound** that make up a word.

What is Phonics?

A **grapheme** is the written representation of these phonemes.

Graphemes can be written using either:

- A single letter
- 2 letters – digraph
- 3 letters - trigraph

Read Write Inc

Read write inc is a highly structured programme working through progressive phases.

Children are taught:

- ▶ The full range of common letter/sound correspondences
- ▶ Learn to hear separate sounds within words (segment to write).
- ▶ Learn to blend sounds together (blend to read).
- ▶ Read *tricky words*

A typical phonics lesson

1. Revisit/Review – practise previously learned sounds
2. Teach – Teach a new sound. Teach one or two new tricky words.
3. Practise – Practise blending and reading words with the new sound. Practise segmenting for spelling words with the new sound.
4. Apply – Read or write a caption or sentence using one or more tricky words and words containing the sound.

Blending to read

Children are taught to produce the sounds accurately so that the children can blend them together to read a word

'Shwa'- The technical term for the 'uh' sound we add at the end of a phoneme

Mmmm not muh

Sssss not suh

Llllll not luh

Videos showing the correct pronunciation can be found at:

www.oxfordowl.co.uk/for-home/reading/phonics-made-easy

Segmenting to write

Children are taught

- to break down the sounds they can hear in words and write the corresponding graphemes using Fred Fingers
- Write each letter forming it accurately
Hold their pencil correctly
- Write lower case letters unless at the start of a name or sentence.

Red Words

There are many words that **cannot** be blended or segmented because they are irregular.

Set 1

to the no go I into

Set 2

he she we me
be was my you
her they all are

How you can help at home?

- ▶ Read, Read, Read!
- ▶ Encourage children to speak in full sentences.
- ▶ Play I spy, Scrabble
- ▶ Challenge the children to find objects that begin with a certain sound.
- ▶ Play online games together (Phonics Play, Alphablocks on Cbeebies)
- ▶ Shopping - Look for a certain letter in the shop, on packaging, labels, signs. Can you find the letter that makes this sound?
- ▶ Can you find me the m-i-l-k? b-r-ea-d? p-ea-s. Prepare! Not good for all food words!

How can you help at home?

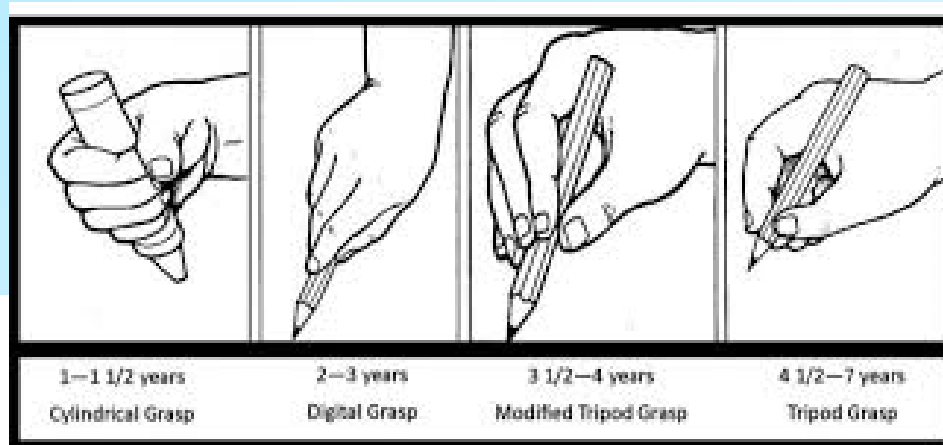
Keyrings

- ▶ Find the letter that *pasta, sausage, eggs* begins with? ppp-pasta to emphasise. Doesn't have to be a short word to get them tuned in to initial sounds.
- ▶ Can you find the letter that makes this sound?
- ▶ Make a word for them to blend to read (2 or 3 letters).
- ▶ Say a word for them to sound out and make -segment.
- ▶ Ask them to say the sounds as you point to them.



How can you help at home?

- ▶ Practise letter formation.
- ▶ Practise writing own first names and then surnames.
- ▶ Give writing a purpose – write notes for lunchboxes, create messages on the fridge, get them to write the shopping list e.t.c.
- ▶ Correct pencil grip –pinchy parrot



How can you help at home?

- writing doesn't have to be with a pencil...



Reading Books

- ▶ Children will bring home 1 reading book each week, these will be changed every Thursday. We expect at least 3 reads per week and these will not be changed if this hasn't been reached.
- Reading books have 90% decodable words so children can use their blending skills to read the books.
- Need to be in school everyday
- Record in reading diary
- Children receive a golden ticket when they have read 15 times
- These books are matched directly to the assessment level and are carefully chosen- all children learn at different rates

Wordless Books

- ▶ Routine & book care- find the best time to read, model how to handle carefully and take responsibility for their belongings
- ▶ Oracy skills- a great opportunity to develop speech and language and support literacy rich conversations
- ▶ Expand vocabulary and prepare children for phonological awareness and listening
- ▶ Story structure- read the pictures, find beginning, middle and end
- ▶ Comprehension- understanding and answering questions



Sound Blending Book

- ▶ Will be given when children are confident with the first 10 sounds- m,a,s,d,t,i,n,p,g,o
- ▶ Has the first page with the word, followed by the word and corresponding picture
- ▶ Children should blend the word as best they can and continually practice this, not rely on the picture



Ditty

- ▶ Short stories built up of simple sentences
- ▶ Will receive 3 Ditty's per week on laminated sheets

Ditty 2: tag

Speed sounds - read the sounds (not the letter names)

t a s d g n m i

Letter blends - read these words by blending the sounds together

is dad it nan am tag

Real words - read these words but not yet (Add the word if they get stuck)

I

tag

dad is it

tag

nan is it



tag

I am it

An illustration of three children playing tag in a grassy field. One child in a red shirt is in the center with arms raised, another child in a green shirt is on the left, and a third child in a blue shirt is on the right. They are all smiling and appear to be in the middle of a game.

Red & Green

- ▶ Short sentences which include diagraphs
- ▶ Children should be reading independently by this point and building fluency and comprehension



Library Books

- ▶ Designed to promote reading for pleasure
- ▶ Children are not expected to read these- they are too challenging!
- ▶ Does not need to be logged in reading record

Useful websites:

- ▶ www.oxfordowl.co.uk/for-home/reading/phonics-made-easy
- ▶ www.phonicsplay.co.uk/
- ▶ www.ictgames.com/

MANY THANKS TO YOU ALL!



▶ Any questions?

