











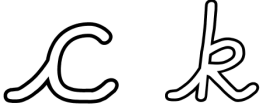























Handwriting.










Each phoneme we have taught in Read, Write, Inc has a phrase which we use in order to help the children write the grapheme with the correct letter formation. Please refer to the cursive alphabet sheet below for the phrases to support your child with the development of their handwriting.

| | | |
|----------|---|---|
| m | Up, maisie, mountain, mountain and flick. |  |
| a | Up and round the apple, down the leaf and flick. |  |
| s | Up to the head, slither down the snake and flick. |  |
| d | Up and round his bottom, up his tall neck, down to his feet and flick. |  |
| t | Up the tower, down the tower and flick, (pen off) across the tower. |  |
| i | Up the body, down the body and flick (pen off) Dot for the head, |  |
| | | |

| | | |
|-----------|--|---|
| n | Up nobby, down nobby, over his net and flick. |  |
| p | Up to the plait, down the plait, up and over the pirate's face and flick. |  |
| g | Up and round her face, down her hair, give her a curl and loop round to the line. |  |
| o | Up the orange, all around the orange and flick. |  |
| c | Up to the head and curl around the caterpillar. |  |
| k | Up to the kangaroos head, down the body, up and round the tummy, down the leg and flick. |  |
| ck | Use the letter formation phrase of c and k. |  |
| u | Up then down and under, up to the top, down to the puddle and flick. |  |
| b | Up then down to the heel, up the laces, round the toe and flick. |  |

| | | |
|----|--|---|
| f | Up the flower, down the stem, loop round to the line for the leaves. |  |
| e | Up and lift off the top, scoop out the egg. |  |
| l | Up then down the long leg and flick. |  |
| h | Up to the head, down to the hooves, up and over his back and flick. |  |
| sh | Use the letter formation phrase of s and h. |  |
| r | Up then down his back, up to the top and curl over his arm. |  |
| j | Up then down his body curl around (pen off) and dot. |  |
| v | Up then down a wing, up a wing and flick. |  |
| y | Up then down a horn, up a horn, under his chin and loop to the line. |  |
| | | |

| | | |
|-----------|---|---|
| w | Up then down the worm, up, down, up and flick. |  |
| th | Use the letter formation phrase of c and h. |  |
| z | Up then zig, zag, zig |  |
| ch | Use the letter formation phrase of c and h. |  |
| q | Up then round her head, past her earrings, down her hair and flick. |  |
| x | Up then down the arm and leg and repeat the other side |  |
| ng | Use the letter formation phrase of n and g. |  |
| nk | Use the letter formation phrase of n and k. |  |
| ay | Use the letter formation phrase of a and y. |  |
| ee | Use the letter formation phrase of e. |  |

| | | |
|------------|--|---|
| igh | Use the letter formation phrase of i, g and h. |  |
| ow | Use the letter formation phrase of o and w. |  |
| oo | Use the letter formation phrase of o. |  |
| ar | Use the letter formation phrase of a and r. |  |
| or | Use the letter formation phrase of o and r. |  |
| air | Use the letter formation phrase of a, i and r. |  |
| ir | Use the letter formation phrase of i and r |  |
| ou | Use the letter formation phrase of o and u. |  |
| oy | Use the letter formation phrase of o and y. |  |