


# Set 1

## Phonics at



## Home



## Revision



## Guide

This phonics booklet has been designed to be completed as a revision guide at the end of set 1 sounds. (m, a, s, d, t, i, n, p, g, o, c, k, u, b, f, e, l, h, sh, r, j, v, y, w, th, z, ch, qu, x, ng, nk).

Children should be able to complete this booklet independently, following a little explanation of each activity.

Remember stretchy sounds we hold the sound for a few seconds and bouncy sounds we say the sound repeatedly with a pause between each one.

Thank you for your continued support 😊

## SET 1

Sound	Rhyme
<b>m</b>	Down Maisie then over the two mountains. Maisie, mountain, mountain.
<b>a</b>	Round the apple, down the leaf.
<b>s</b>	Slide around the snake
<b>d</b>	Round the dinosaur's back, up his neck and down to his feet.
<b>t</b>	Down the tower, across the tower.
<b>i</b>	Down the insects body, dot for the head.
<b>n</b>	Down Nobby and over the net,
<b>p</b>	Down the plait, up and over the pirates face.
<b>g</b>	Round the girls face, down her hair and give her a curl.
<b>o</b>	All around the orange.
<b>c</b>	Curl around the caterpillar.
<b>k</b>	Down the kangaroo's body, tail and leg.
<b>u</b>	Down and under the umbrella, up to the top and down to the puddle.
<b>b</b>	Down the laces, over the toe and touch the heel.
<b>f</b>	Down the stem and draw the leaves.
<b>e</b>	Slice into the egg, go over the top, then under the egg.
<b>l</b>	Down the long leg.
<b>h</b>	Down the horse's head to the hooves and over his back.
<b>sh</b>	Slither down the snake, then down the horse's head to the hooves and over his back.
<b>r</b>	Down the robot's back, then up and curl.
<b>j</b>	Down his body, curl and dot.
<b>v</b>	Down a wing, up a wing.
<b>y</b>	Down a horn, up a horn and under the yak's head.
<b>w</b>	Down, up, down, up the worm.

<b>th</b>	Down the tower, across the tower, then down the horse's head to the hooves and over his back
<b>z</b>	Zig-zag-zig, down the zip.
<b>ch</b>	Curl around the caterpillar, then down the horse's head to the hooves and over his back.
<b>qu</b>	Round the queen's head, up to her crown, down her hair and curl.
<b>x</b>	Cross down the arm and leg and cross the other way.
<b>ng</b>	A thing on a string.
<b>nk</b>	I think I stink.

ck

Tick clock tock

Start everyday  
 by recapping all  
 of these  
 sounds. Point  
 and read the  
 sounds not the  
 rhymes.

Take the time to introduce this sound to your child. Tell them what to do for the activities and encourage them to have a go independently.



This is a stretchy sound.

We say mmmmmm

Circle all the m sounds.

m m  
w m  
n m  
w m  
w m n

Put a circle around the things that begin with **m**.



**mitten**



**ladybird**



**nuts**

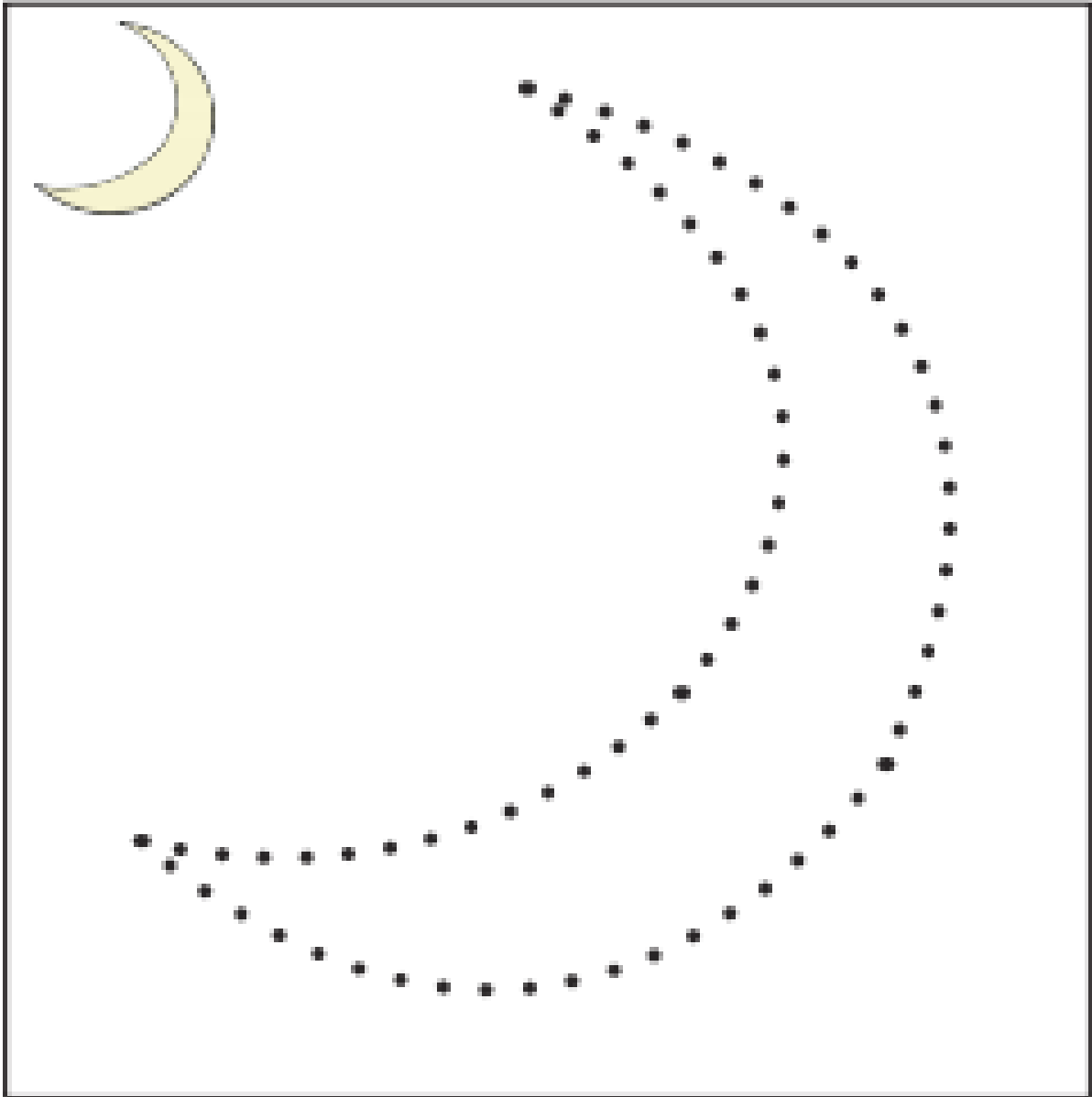


**mat**



**mouse**

Join the dots!



What did you draw?

---




Put a circle around the things that begin with **a**.



**apple**



**cow**



**banana**




**anteater**



**ant**

Join the dots.



What did you draw?

---



Take the time to introduce this sound to your child. Tell them what to do for the activities and encourage them to have a go independently.



This is a stretchy sound.

We say ssssss

Circle all the **s** sounds.

o s g  
s c s  
f r  
s a

Put a circle around the things that begin with s.



**train**



**sun**



**skunk**




**snake**



**fox**

Join the dots!



What did you draw?

---

Take the time to introduce this sound to your child. Tell them what to do for the activities and encourage them to have a go independently.



This is a bouncy sound.

We say d d d d d d

Circle all the **d** sounds.

b k b  
q  
d p d  
a  
d a b

Put a circle around the things that begin with **d**.



**doctor**



**dragon**



**tap**




**bear**



**domino**


Join the dots!



What did you draw?

---

Take the time to introduce this sound to your child. Tell them what to do for the activities and encourage them to have a go independently.



This is a bouncy sound.

We say t t t t t t

Circle all the **t** sounds.

f  
t

r  
t

a  
j

f  
l

r

t

Put a circle around the things that begin with **t**.



**coin**



**tractor**



**rabbit**



**tiger**




**sock**



---


Join the dots!



What did you draw?

---

Take the time to introduce this sound to your child. Tell them what to do for the activities and encourage them to have a go independently.



This is a bouncy sound.

We say i i i i i

Circle all the i sounds.

i i j  
o j J  
h j i  
i l t

Put a circle around the things that begin with i.



**dog**



**igloo**



**ink**

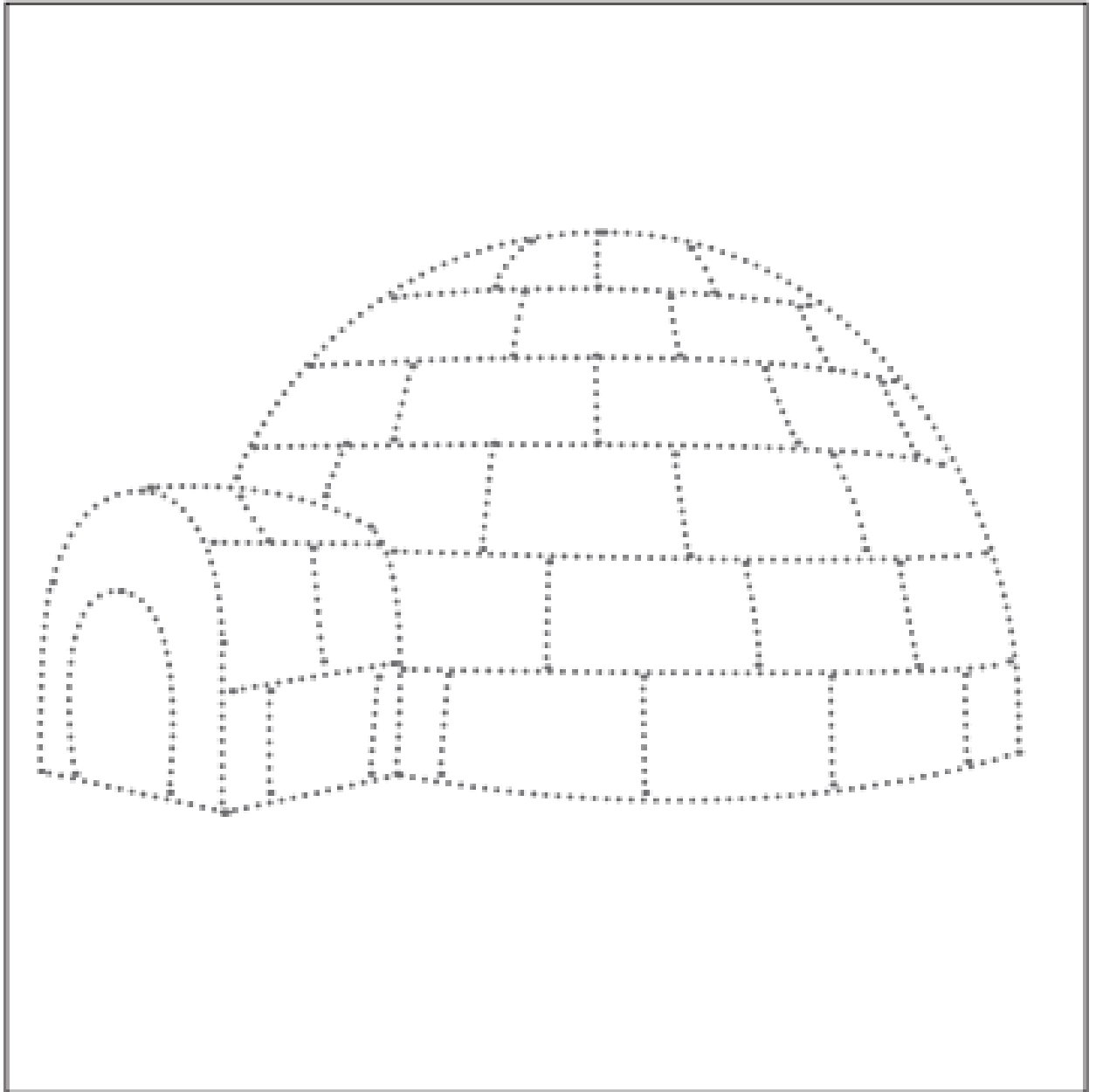


**lizard**



**jelly**

Join the dots!



What did you draw?

---

Take the time to introduce this sound to your child. Tell them what to do for the activities and encourage them to have a go independently.



This is a stretchy sound.

We say nnnnnn

Circle all the **n** sounds.

**n**

**m**

**i**

**n**

**n**

**u**

**n**

**w**

Put a circle around the things that begin with **n**.



**nurse**



**noodles**



**moose**

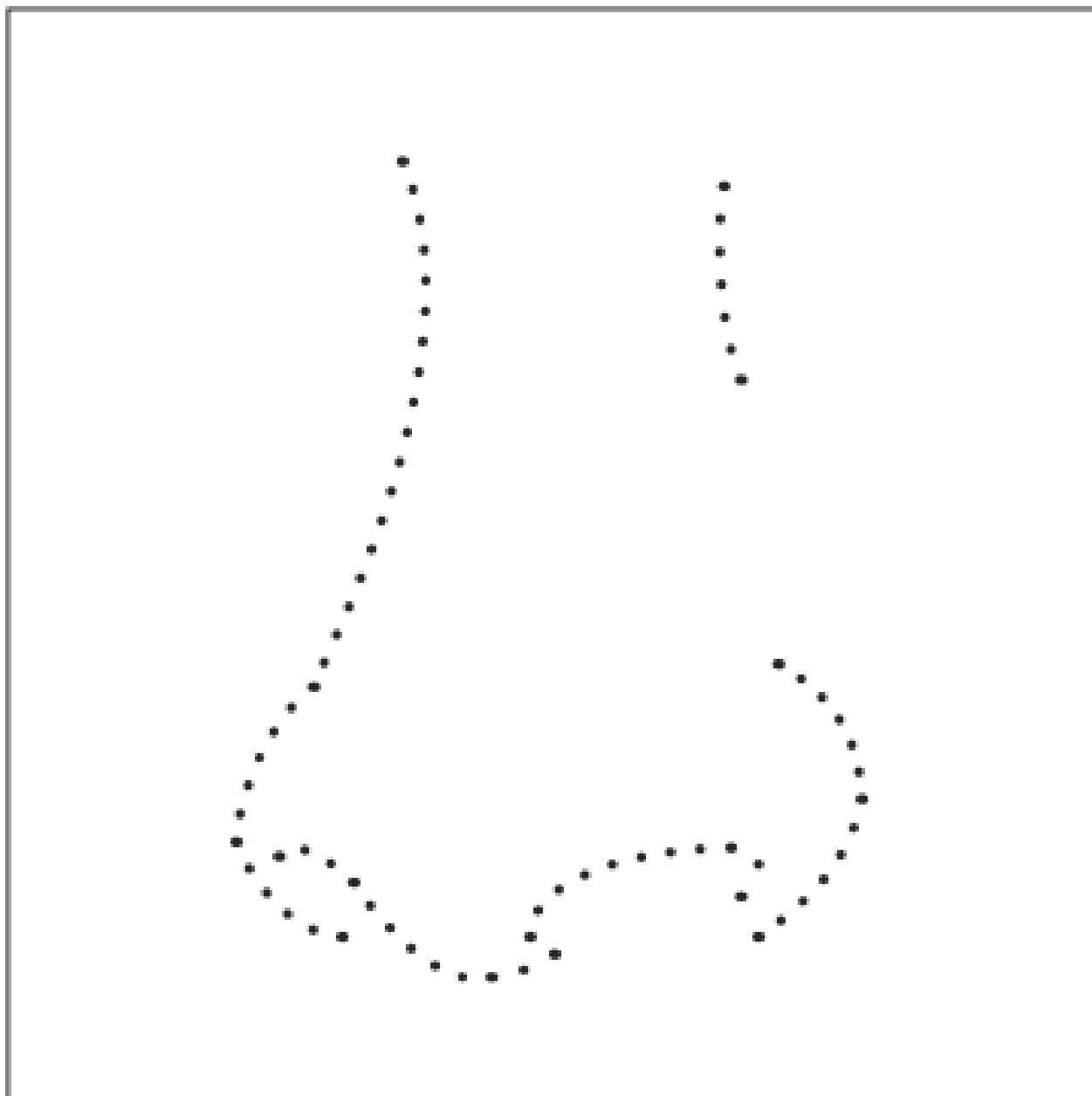


**tree**



**night**

Join the dots.



What did you draw?

---

Take the time to introduce this sound to your child. Tell them what to do for the activities and encourage them to have a go independently.



This is a bouncy sound.

We say p p p p p p

Circle all the **p** sounds.

d p q  
g a p  
q p  
p p f



Put a circle around the things that begin with **p**.



**pie**



**paint**



**bike**

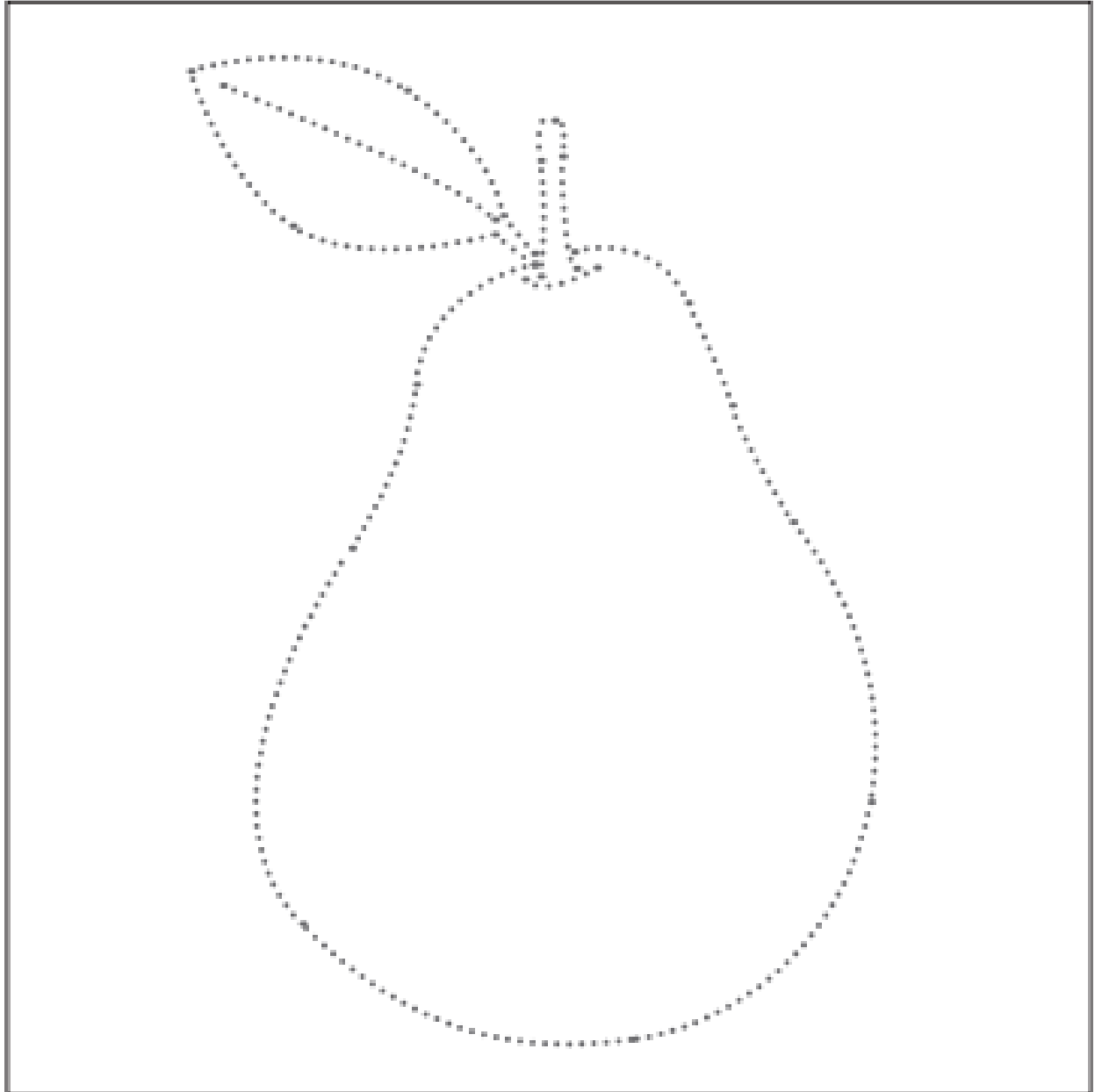


**dog**



**pumpkin**


Join the dots!



What did you draw?

---

Take the time to introduce this sound to your child. Tell them what to do for the activities and encourage them to have a go independently.



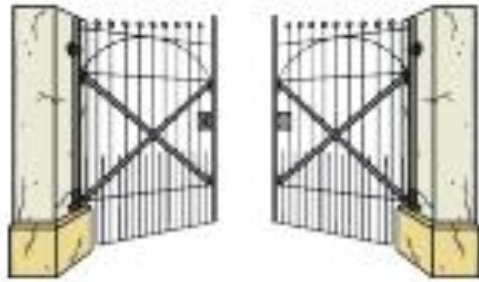
This is a bouncy sound.

We say g g g g g g

Circle all the **g** sounds.

p g d  
y g g  
h g g  
g p d

Put a circle around the things that begin with **g**.



**gate**



**star**



**park**

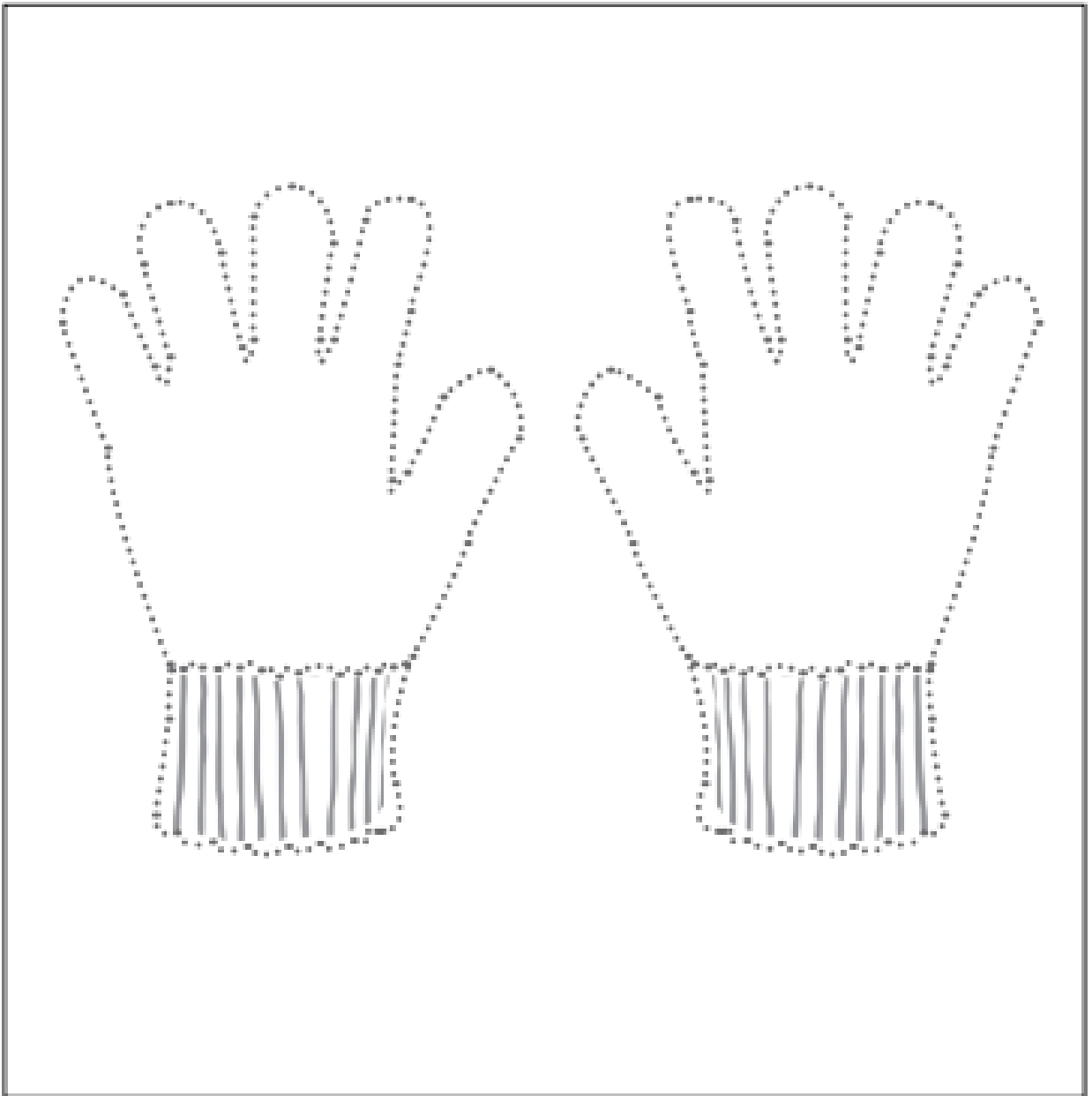


**jelly**



**goat**


Join the dots!



What did you draw?

---

Take the time to introduce this sound to your child. Tell them what to do for the activities and encourage them to have a go independently.



This is a bouncy sound.

We say o o o o o o

Circle all the o sounds.

d o O  
o a g  
c  
o u o

Put a circle around the things that begin with o.



**orange**



**penguin**



**owl**

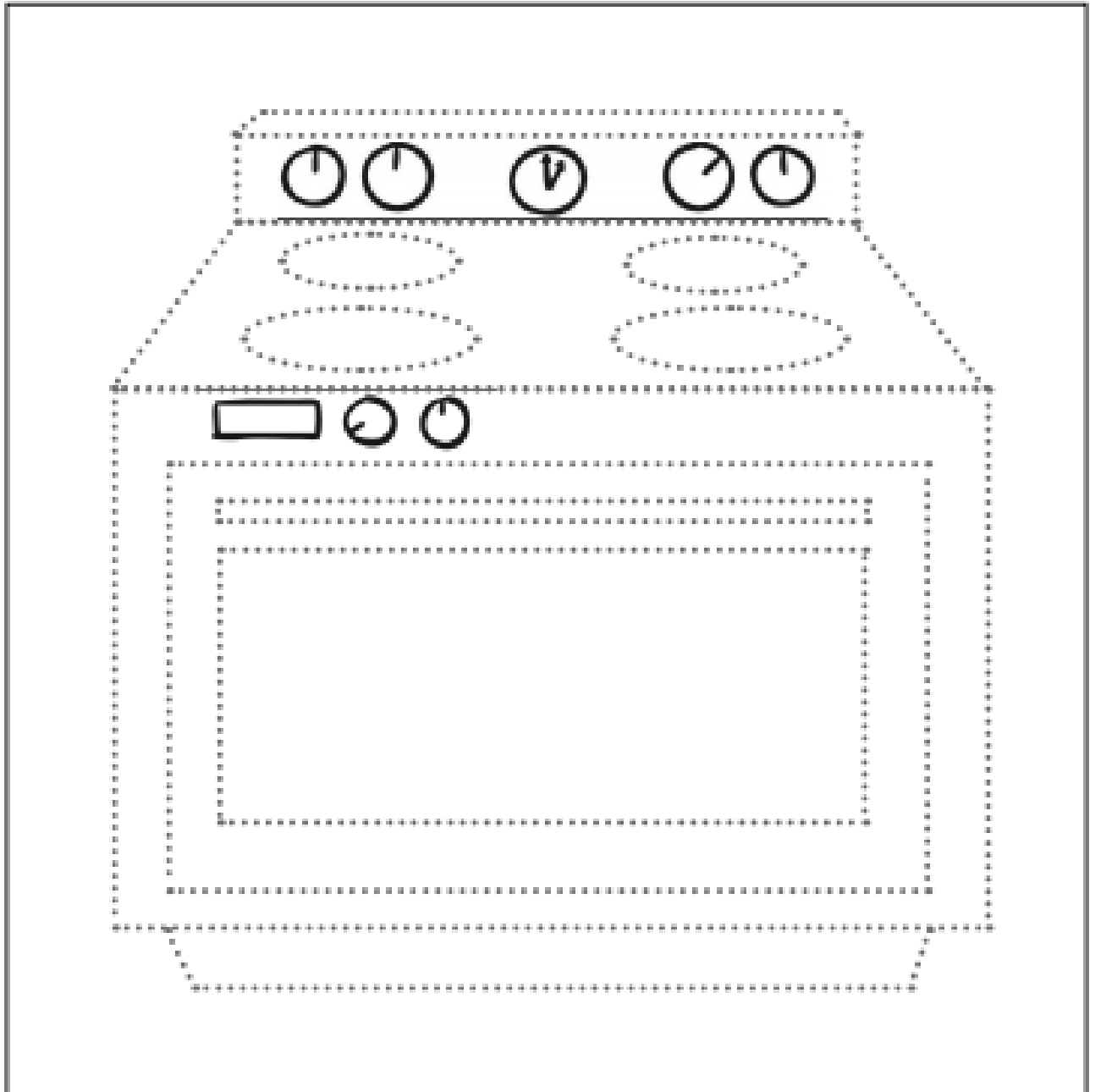


**chocolate**



**ant**

Join the dots!



What did you draw?

---



Take the time to introduce this sound to your child. Tell them what to do for the activities and encourage them to have a go independently.



This is a bouncy sound.

We say c c c c c c

Circle all the c sounds.

c c k b  
a C  
k a  
c C b

Put a circle around the things that begin with c.



**cold**



**frog**



**carrot**




**dog**



**clown**


Join the dots!



What did you draw?

---

Take the time to introduce this sound to your child. Tell them what to do for the activities and encourage them to have a go independently.



This is a bouncy sound.

We say k k k k k k

Circle all the **k** sounds.

k r k  
c k f  
g l t  
k l t

Put a circle around the things that begin with **k**.



**car**



**kite**



**rabbit**

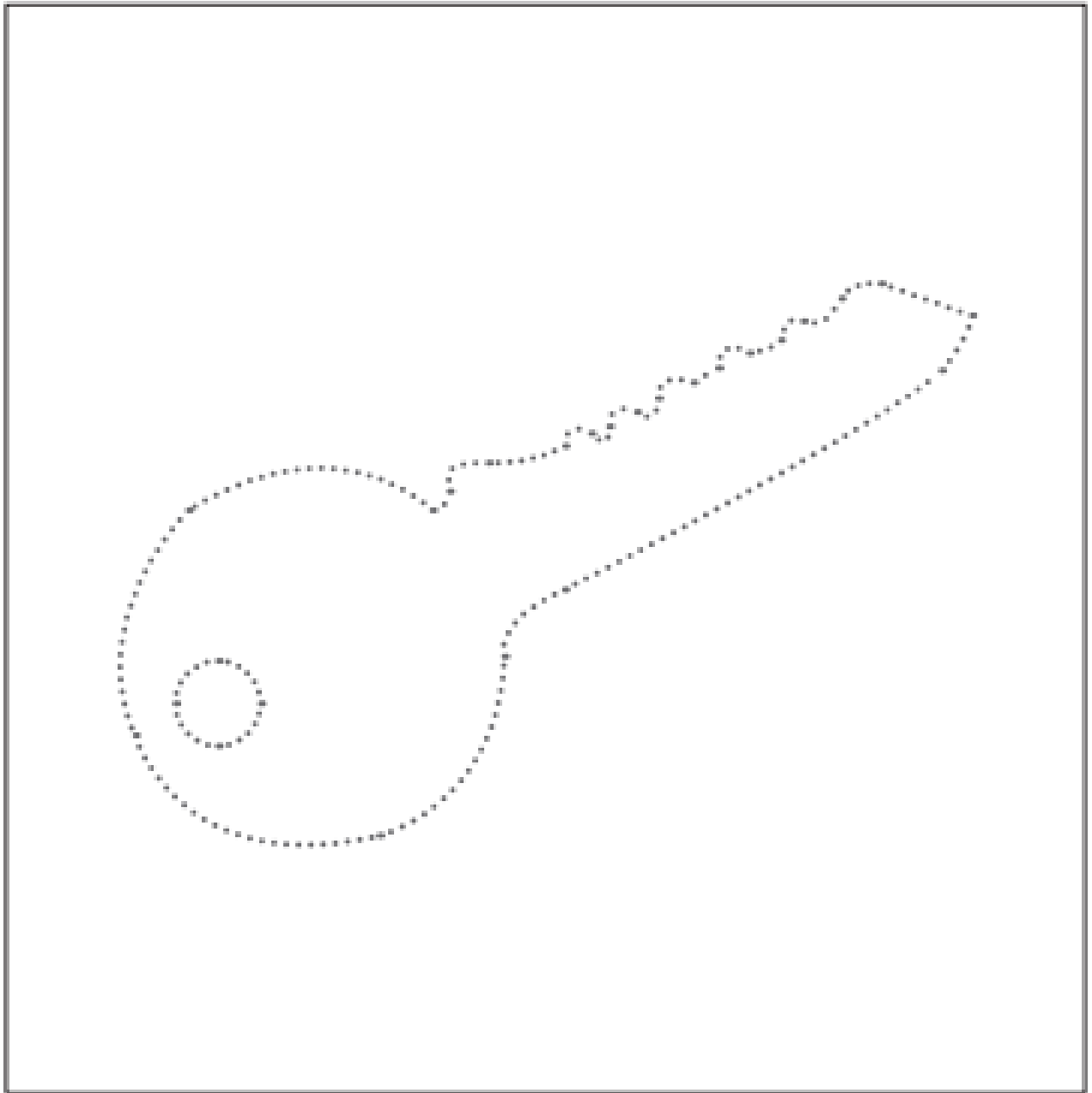


**kettle**



**karate**

Join the dots!



What did you draw?

---

Take the time to introduce this sound to your child. Tell them what to do for the activities and encourage them to have a go independently.



This is a bouncy sound.

We say u u u u u u

Circle all the u sounds.

w c u  
u t u  
o s  
u a u

Put a circle around the things that begin with **u**.



**car**



**underwear**



**window**




**umbrella**



**nose**




Join the dots!



What did you draw?

---

Take the time to introduce this sound to your child. Tell them what to do for the activities and encourage them to have a go independently.



This is a bouncy sound.

We say b b b b b b

Circle all the **b** sounds.

b c d b  
a b  
d a  
c d b

Put a circle around the things that begin with **b**.



**dragon**



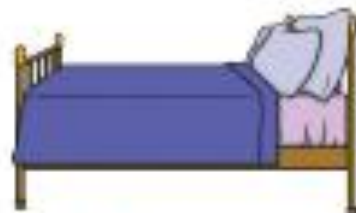
**bird**



**bear**

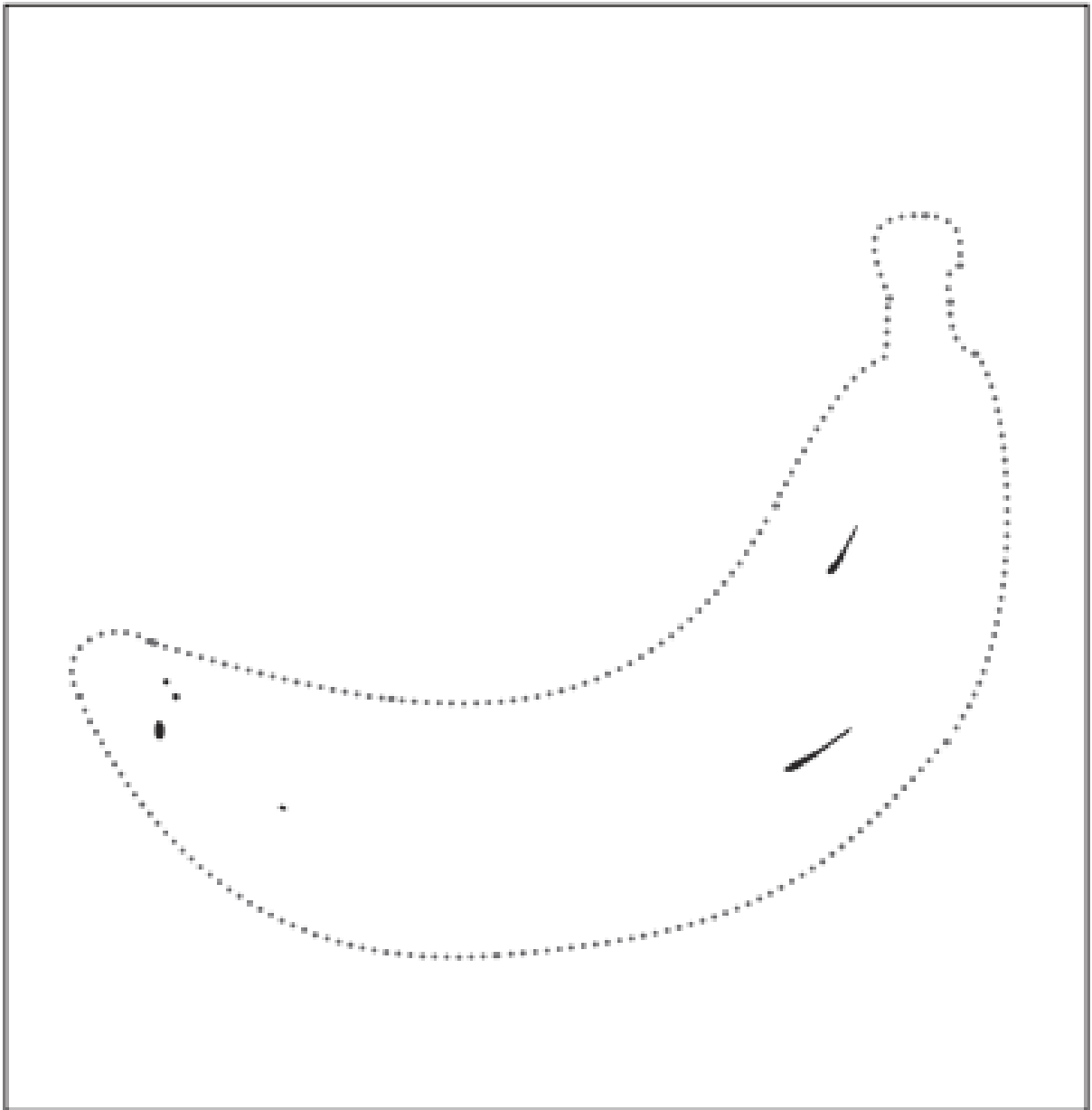


**door**



**bed**

Join the dots!



What did you draw?

---

Take the time to introduce this sound to your child. Tell them what to do for the activities and encourage them to have a go independently.



This is a stretchy sound.

We say fffffff

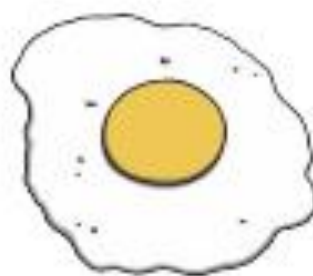
Circle all the **f** sounds.

g e f  
t f f  
f y  
i t f

Put a circle around the things that begin with **f**.



**fox**




**egg**



**goat**




**bird**



**fish**

Join the dots!



What did you draw?

---

Take the time to introduce this sound to your child. Tell them what to do for the activities and encourage them to have a go independently.



This is a bouncy sound.

We say e e e e e e

Circle all the e sounds.

c e d  
e  
a e  
o a j



Put a circle around the things that begin with e.



**elf**




**ant**



**deer**




**egg**



**elephant**

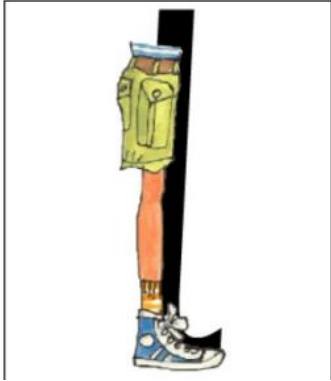
Join the dots!



What did you draw?

---

Take the time to introduce this sound to your child. Tell them what to do for the activities and encourage them to have a go independently.



This is a stretchy sound.

We say llllll

Circle all the l sounds.



Put a circle around the things that begin with L.



**tent**



**lion**



**yoghurt**




**log**



**fish**


Join the dots!



What did you draw?

---

Take the time to introduce this sound to your child. Tell them what to do for the activities and encourage them to have a go independently.



This is a bouncy sound.

We say h h h h h h

Circle all the **h** sounds.

d g h  
c h j  
h p d

Put a circle around the things that begin with **h**.



**apple**



**house**



**duck**

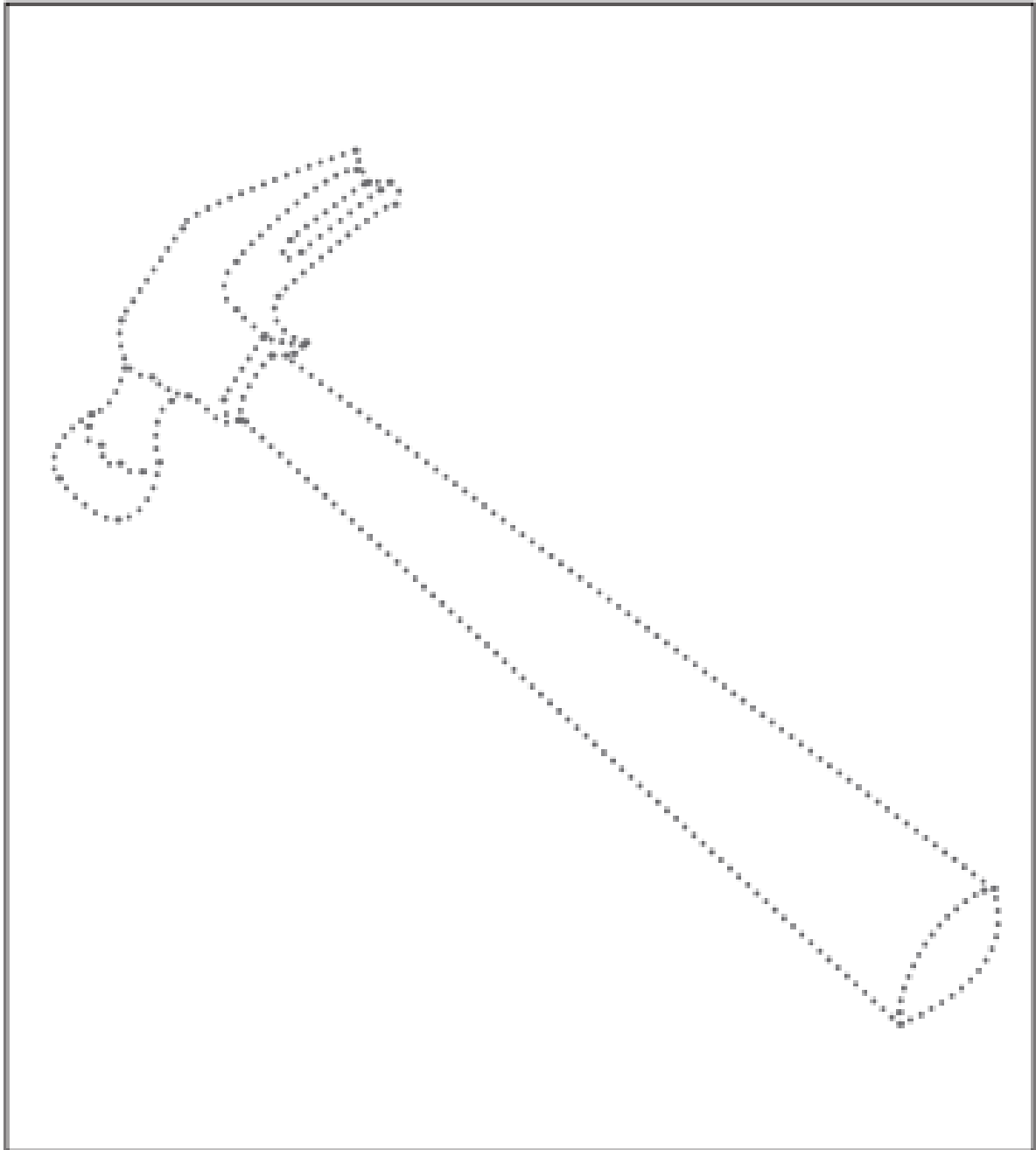


**hat**



**balloon**

Join the dots!




What did you draw?

---



Take the time to introduce this sound to your child. Tell them what to do for the activities and encourage them to have a go independently.



This is a stretchy sound.  
We say shhhhh

**Can you find 'sh'?**

Circle all the 'sh' sounds you can see.

ur

ch

sh

sh

x

v

sh

igh

sh

xh

**Put a circle around the things that have 'sh' in them.**




**shells**




**fish**



**ship**




**shark**



**moth**

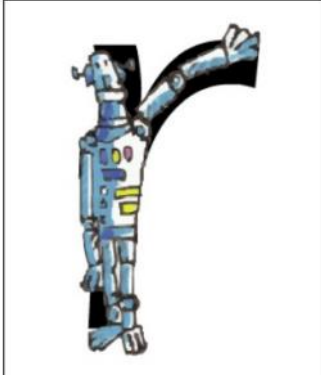
**Draw something with  
the sound 'sh' in.**



**Can you write what it is?**

---

Take the time to introduce this sound to your child. Tell them what to do for the activities and encourage them to have a go independently.



This is a stretchy sound.  
We say rrrrrr

Circle all the r sounds.

r p r  
t c v  
r  
w r n

Put a circle around the things that begin with r.



**rooster**



**whale**



**teddy**

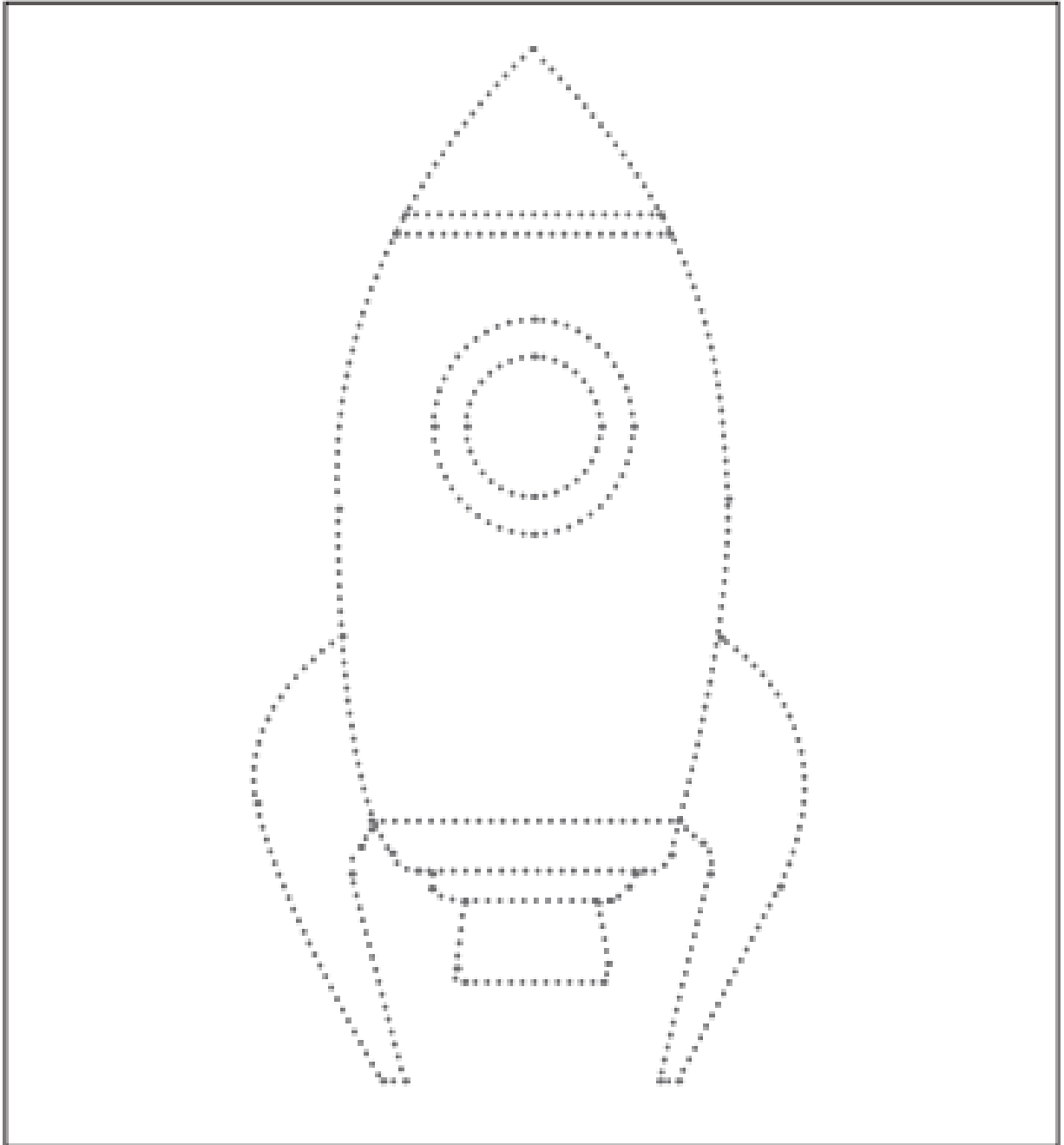


**rhino**



**radiator**

Join the dots!



What did you draw?

---

Take the time to introduce this sound to your child. Tell them what to do for the activities and encourage them to have a go independently.



This is a bouncy sound.

We say j j j j j j

Circle all the j sounds.

j e j  
g i l  
l  
o j i

Put a circle around the things that begin with j.



**jam**



**kite**



**jelly**



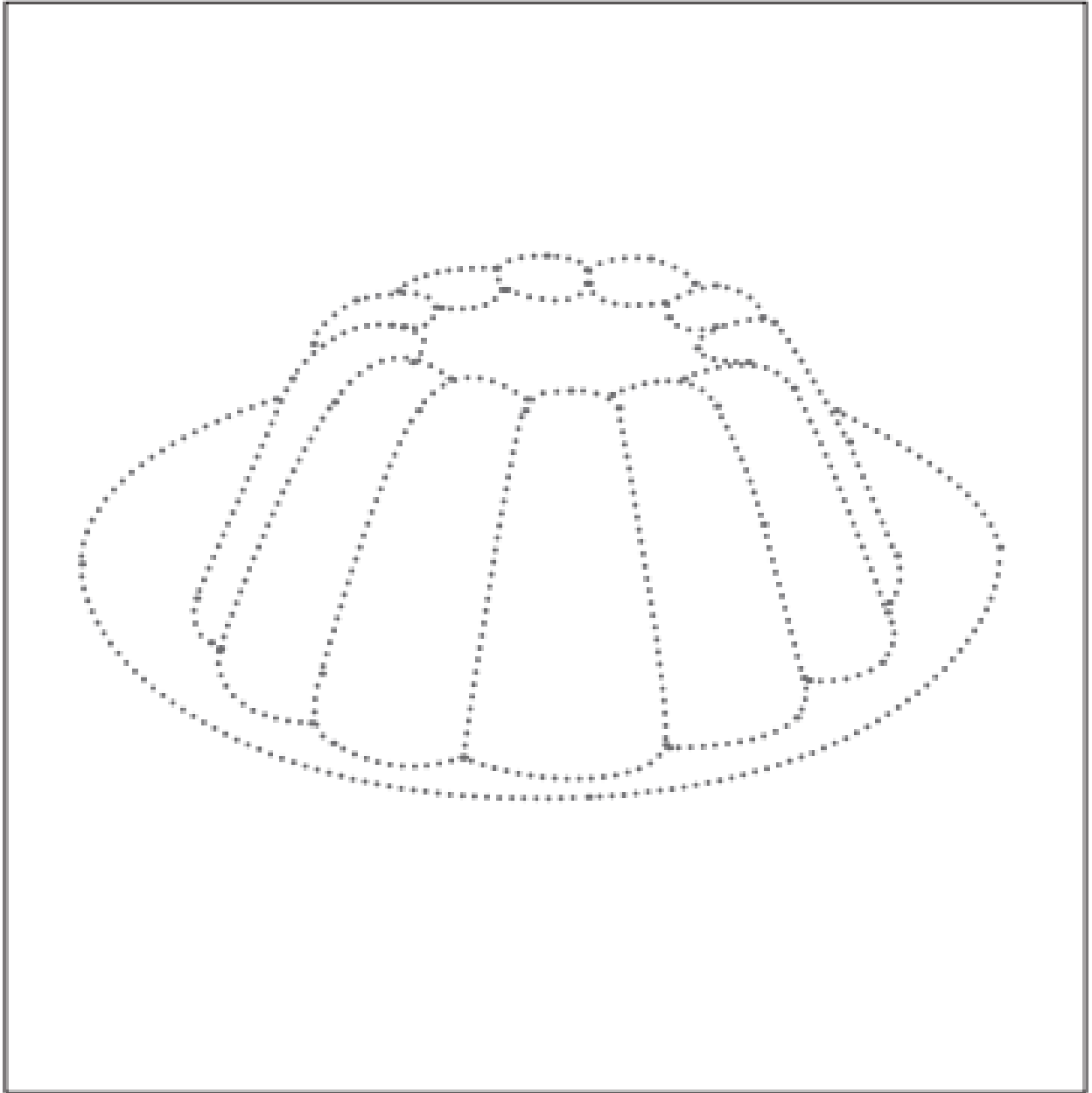
**gate**



**monkey**



Join the dots!



What did you draw?

---

Take the time to introduce this sound to your child. Tell them what to do for the activities and encourage them to have a go independently.



This is a stretchy sound.

We say vvvvvv

Circle all the v sounds.

u v v  
w V  
v V  
y u  
n V v

Put a circle around the things that begin with **v**.



**scarecrow**



**vulture**



**window**




**van**



**grapes**

Join the dots!



What did you draw?

---

Take the time to introduce this sound to your child. Tell them what to do for the activities and encourage them to have a go independently.



This is a bouncy sound.

We say y y y y y y

Circle all the **y** sounds.

y p  
h y  
m  
y y p  
h S y

Put a circle around the things that begin with **y**.



**yoga**



**horse**



**yo-yo**




**ice**



**yoghurt**

Join the dots!



What did you draw?

---

Take the time to introduce this sound to your child. Tell them what to do for the activities and encourage them to have a go independently.



This is a stretchy sound.

We say *wwwwww*

Circle all the *w* sounds.

*W m w W*  
*l m*  
*w m*  
*n W y*



Put a circle around the things that begin with **w**.



**window**



**watch**



**lion**

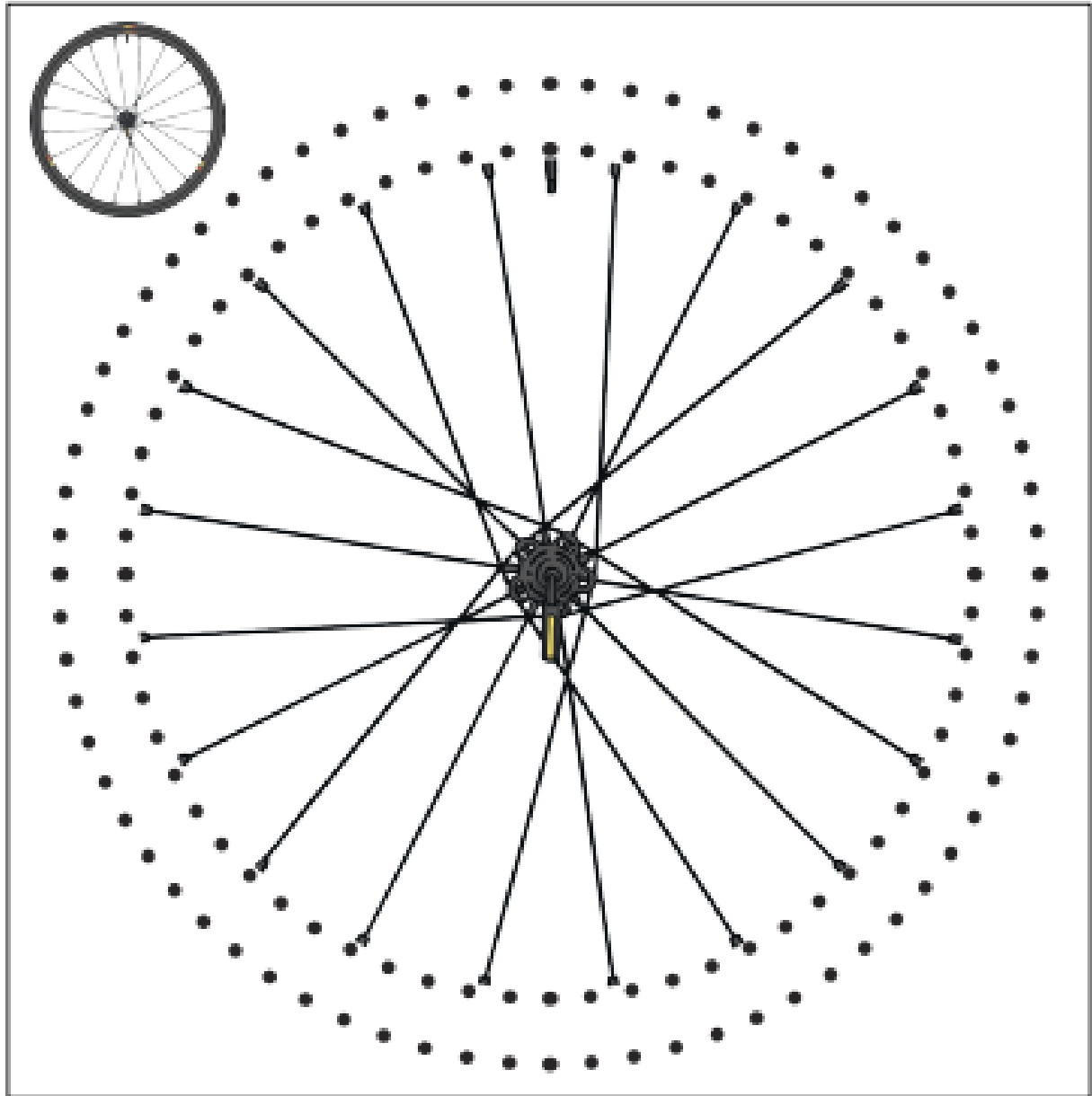


**whale**



**mouse**

Join the dots!



What did you draw?

---

Take the time to introduce this sound to your child. Tell them what to do for the activities and encourage them to have a go independently.



This is a stretchy sound.  
We say thhhhh

**Can you find 'th'?**

Circle all the 'th' sounds you can see.

y ar th  
w ur  
th th th  
sh oe

**Put a circle around the things that have 'th' in them.**



**chicken**



**bath**



**moth**




**path**



**teeth**

**Draw something with  
the sound 'th' in.**



**Can you write what it is?**

---

Take the time to introduce this sound to your child. Tell them what to do for the activities and encourage them to have a go independently.



This is a stretchy sound.

We say zzzzzz

Circle all the z sounds.

z z z  
s z  
m z  
w m  
z S n

Put a circle around the things that begin with **z**.



**zebra**



**key**



**zookeeper**




**fossil**



**zip**

Join the dots!




What did you draw?

---



Take the time to introduce this sound to your child. Tell them what to do for the activities and encourage them to have a go independently.



This is a bouncy sound.  
We say ch ch ch ch ch ch

### Can you find 'ch'?

Circle all the 'ch' sounds you can see.

oa

ch

ch

ch

ll

th

oo

ch

or

or

**Put a circle around the things that have 'ch' in them.**



**chair**




**chain**



**chips**




**chicken**



**sheep**

**Draw something with  
the sound 'ch' in.**



**Can you write what it is?**

---

Take the time to introduce this sound to your child. Tell them what to do for the activities and encourage them to have a go independently.




This is a bouncy sound.

We say qu qu qu qu qu qu

Circle all the **q** sounds.

q p  
g d q  
q p  
q q f

Put a circle around the things that begin with **q**.



**bread**



**quail**



**queen**




**pasta**



**wizard**

Join the dots!



What did you draw?

---

Take the time to introduce this sound to your child. Tell them what to do for the activities and encourage them to have a go independently.



This is a stretchy sound.

We say xxxxxx

(sounds like ckssss)

Circle all the x sounds.

x k x  
v z  
w u  
x X n

Put a circle around the things that end with **x**.



**box**



**socks**



**clock**




**wax**



**fox**




Join the dots!



What did you draw?

---

Take the time to introduce this sound to your child. Tell them what to do for the activities and encourage them to have a go independently.



This is a stretchy sound.

We say nnnnnng

**Can you find 'ng'?**

Circle all the 'ng' sounds you can see.

oi

sh

ai

ar

ng

ng

oo

ng

ng

ow

**Put a circle around the things that have 'ng' in them.**



**wing**



**ring**



**burger**




**kick**



**sing**

**Draw something with  
the sound 'ng' in.**



**Can you write what it is?**



Take the time to introduce this sound to your child. Tell them what to do for the activities and encourage them to have a go independently.



This is a stretchy sound.  
We say nnnnnnk

Can you find **nk**?

Circle all the **nk** sounds.

st fr nk

nk nk st

nk nk nk  
gl fl

Put a circle around the things that end with the sound **nk**.



pink



skunk



swing



think




ink



wing

Join the dots then colour in the ink.



Where can you ink?

---