


Welcome to Year 3



OUR YEAR 3 TEAM

Miss Westwood – Class Teacher

Mrs Ridgeway, Mrs Parker, Mrs Laud
(Monday- Thursday)

Mrs Creighton – (Friday)

A series of three parallel white diagonal lines in the bottom right corner of the slide, pointing towards the top right.

YEAR 3 INFORMATION

- Please ensure all uniform and PE kit is named. There is a Uniform Policy on the school website. All children need to be wearing the correct uniform. This includes PE kit. No jewellery should be worn except for stud earrings. Nail polish should not be worn in school.
- Please ensure lunchboxes, snack boxes and water bottles are all named.
- Reading books will be changed weekly, on a Thursday. Please write in your child's reading diary when you listen to them read at home. They should be reading to you at home at least three times a week. If your child reads twenty times in a month, they receive a golden ticket for the school prize draw!
- Your child will take home 1 book each week.



OUR SCHOOL VALUES AND RULES


- Our school has a strong Christian ethos built on our core Gospel values which the children focus upon each half term:

Endurance, Forgiveness, Thankfulness, Justice, Hope and Compassion.

- Our school has three simple rules:

Ready, Respectful, Safe

All classes have a recognition board in their classroom with our school rules of READY, RESPECTFUL, SAFE. Every week there is a different focus for children to aim for and get their names onto the board. This will show that children have gone OVER and ABOVE in school that week. When they do get their names on the recognition board they will be rewarded with a GOLDEN TICKET.



8:40-8:45	9:00AM-9:40AM	9:40AM-10:25AM	10:25 – 10:40	10:40AM – 11:40AM	11:40 – 12:15PM	12:15PM-1:15PM	1:15PM – 1:45PM	1:45PM-2:45PM	2:45PM - 3:00PM	3:05 PM– 3:15pm
Monday REGISTER/ Spelling	<u>Reading</u>	<u>English</u>	B	<u>Maths</u>	<u>Handwriting</u> <u>Maths Meeting</u> <u>Times tables</u>	L	<u>Music</u>	RE	ASSEMBLY	<u>Hometim</u> <u>e/</u> Reading for pleasure
Tuesday REGISTER/ Spelling	<u>Reading</u>	<u>English</u>	R	<u>Maths</u>	<u>Science</u>	U	<u>Science</u>	<u>Art</u>		<u>Hometim</u> <u>e/</u> Reading for pleasure
Wednesday REGISTER/ Spelling	<u>Reading</u>	<u>English</u>	E	<u>Maths</u>	<u>PSHE</u>	N	<u>PE 1:15 start</u> Getting changed x2 <u>Alternate Wednesdays PE start at 1:45-3:15 Assembly 1:30pm. 1:15-1:30 Handwriting and Times Tables practise</u>			<u>Hometim</u> <u>e/</u> Reading for pleasure
Thursday REGISTER/ Spelling	<u>Reading</u>	<u>English</u>	A	<u>Maths</u>	<u>Handwriting 11:40-11:50</u> <u>Maths meeting 11:50-12:00</u> <u>Reflex time 12:00-12:15</u>	C	<u>Computing 1:15-2:15</u>	<u>French</u>		<u>Hometim</u> <u>e/</u> Reading for pleasure
Friday REGISTER/ Spelling	<u>Reading</u>	<u>English</u>	K	<u>Maths</u>	<u>Handwriting 11:40-11:50</u> <u>Maths meeting 11:50-12:00</u> <u>PPA: 12:00-12:15 – Times table passports</u>	H	<u>PPA: Arithmetic 1:15pm- 1:35pm</u> <u>History 1:35-2:35pm</u> <u>Gospel story – 2:35-2:45pm</u>			<u>Hometim</u> <u>e/</u> Reading for pleasure

Morning routine


Spelling activities during registration until 8:55am based on a variety of spelling rules and patterns

Reading alternating weeks of skill based activities and a class focus book unit. During skills based weeks children will focus each day on one of our skills: vocabulary, retrieval, inference, summarise. On the Friday they will be given an unseen text to complete with a range of questions based on the skills previously mentioned; we encourage them to complete these with more independence.

During class book based weeks, children will practice a range of reading strategies including echo, choral, paired and independent reads of a text. They will learn to text mark to help them to read with fluency, intonation and expression and they will answer a range of questions in response to the text they have read.



SPELLING RULES AT A GLANCE


- 1 "I" before "E" except after "C"
- 2 Change the Y to an I before adding suffixes beginning with E
- 3 The Silent "e"
- 4 Add "es" after "s", "z", "sh", "ch", or "x"
- 5 Double Consonants & Suffixes
- 6 U follows Q



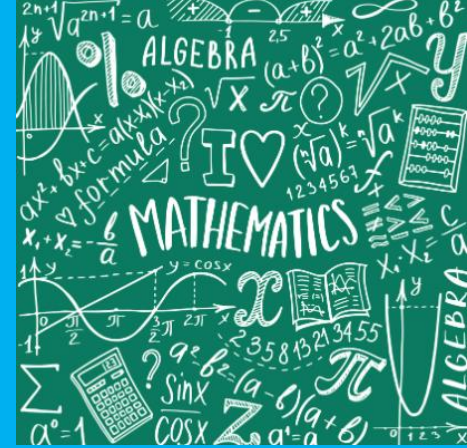
Morning routine continued

Writing – Our current text is based on ‘Seal Surfer’ by Michael Foreman.

 <i>Pathways to Write keys</i>		
Gateway keys (non-negotiables/basic skills)	 Mastery keys (year group national curriculum expectations)	Feature keys (vocabulary, manipulating sentences and tense, structure)
<ul style="list-style-type: none">• Use punctuation at Y2 standard correctly (full stops, capital letters -including for proper nouns, exclamation marks, question marks, commas in a list, apostrophes for contraction and singular noun possession)• Use subordination (when, if, that, because) and co-ordination (or, and, but)• Use present and past tenses consistently and correctly• Use progressive forms of verbs• Use expanded noun phrases• Write sentences with different forms: statement, command, question, exclamation	<ul style="list-style-type: none">• Group related ideas into paragraphs• Build a varied and rich vocabulary• Use prepositions to express time, place and cause• <i>Introduce inverted commas to punctuate direct speech (one session)</i>	<ul style="list-style-type: none">• Write in the first person• Use apostrophe in contractions• Provide detail through use of prepositions to express time, place and cause• Use a variety of sentence forms including statements and questions• Write in consistent past and present tense including progressive forms• Use some future tense verbs• Use layout and structure of a letter• Ensure chronological order to explain sequence of events



Morning routine continued



Maths – This half term we are focusing on securing number knowledge such as number bonds, place value and the worth of different digits within a number.

We are also working on this term's **KIRFs (Key Instant Recall Facts)** – a copy of these are on our school website on our Year 3 Class Page for you to practise at home with your children.

We have also been recapping our Year 2 times tables of 2, 5s and 10s. We have started to learn our **3 and 4 times tables** which you could also support your child with at home.

Science

Module 1	Module 2	Module 3	Module 4	Module 5	Module 6
Rocks, soils and fossils	Light and shadows	Forces, friction and magnets	Movement and nutrition for the human body	Flowering plants and plant growth	Flowering plants life cycle
<p>compare and group together different kinds of rocks on the basis of their appearance and simple physical properties</p> <p>recognise that soils are made from rocks and organic material</p> <p>describe in simple terms how fossils are formed when things that have lived are trapped within rock</p>	<p>recognise that they need light in order to see things and that dark is the absence of light</p> <p>notice that light is reflected from surfaces</p> <p>recognise that light from the sun can be dangerous and that there are ways to protect their eyes</p> <p>recognise that shadows are formed when the light from a light source is blocked by a solid object</p> <p>find patterns in the way that the size of shadows change</p>	<p>compare how things move on different surfaces</p> <p>notice that some forces need contact between two objects, but magnetic forces can act at a distance</p> <p>observe how magnets attract or repel each other and attract some materials and not others</p> <p>compare and group together a variety of everyday materials on the basis of whether they are attracted to a magnet, and identify some magnetic materials</p> <p>describe magnets as having two poles</p> <p>predict whether two magnets will attract or repel each other, depending on which poles are facing</p>	<p>identify that animals, including humans, need the right types and amount of nutrition, and that they cannot make their own food; they get nutrition from what they eat</p> <p>identify that humans and some other animals have skeletons and muscles for support, protection and movement</p>	<p>identify and describe the functions of different parts of flowering plants: roots, stem/trunk, leaves and flowers</p> <p>explore the requirements of plants for life and growth (air, light, water, nutrients from soil, and room to grow) and how they vary from plant to plant</p> <p>investigate the way in which water is transported within plants</p>	<p>explore the part that flowers play in the life cycle of flowering plants, including pollination, seed formation and seed dispersal</p>



History / Geography

In Year 3, pupils will be learning about the following:

History

The Stone Age and The Romans

Geography

Biomes, Italy and settlements (local Geography)



School Experiences/Visits

Murton Park –

Roman day near York where the children will experience what it was like to be a roman and about their army.

In the process of getting pricing for Summer 1



PE

Year 3's PE is on a Wednesday morning.

- Indoors PE kit

Navy/Black shorts

White polo shirt or t-shirt (N.B. This should be a different polo shirt to any worn as part of the school uniform)

- (for gymnastics, a black leotard may also be worn).

- Outdoors PE kit

Tracksuits will be allowed for outdoor games in cold weather; these should not be in team colours/fashion brands.

- Trainers should be worn which are robust, sturdy and intended for exercise and not fashion. We also have a short additional session on a Thursday to practice skills taught from the main lesson. Please could children either keep their trainers in school all week or bring them for this day as suitable footwear needs to be worn for safety reasons.



CELEBRATING WORK

Writer and reader of the Month

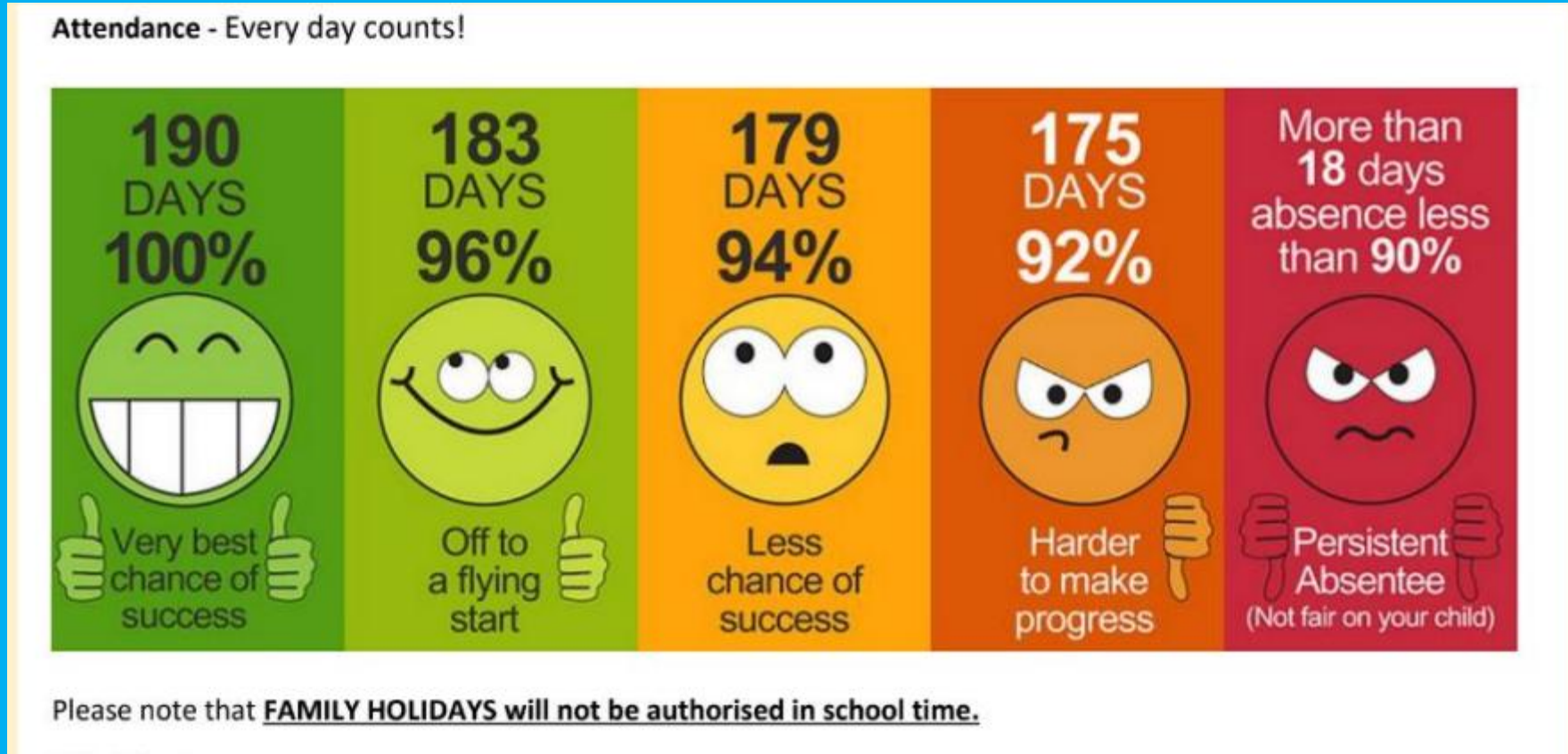
- ✓ One child is chosen for their efforts in writing each week.
- ✓ Work is displayed in the hall for all to read.
- ✓ The children are awarded with an age-appropriate reading book of their choice.


Let Your Light Shine- Thursday

- ✓ Two children will be chosen as 'The Star of the Week'. This can be for a wide range of reasons such as:
- ✓ Having a positive attitude to their learning, resilience, teamwork, following school rules, being a good role model, presentation of work, being a good friend, upholding the school mission statement etc

ATTENDANCE

YEAR 3 WILL RECEIVE AN EXTRA BREAK TIME THIS WEEK FOR 100% CLASS ATTENDANCE DURING THE FIRST WEEK OF THIS HALF TERM!





Policies and further information



All of our school policies are available to access online

If you ever have any queries or concerns, please do not hesitate to contact us on the playground or via email at:

year3@cpa.dsat.education

Our Year 3 class page has further information about all of the content we will be covering this year too accessible here:

[Year 3 - Canon Popham C of E Primary Academy -](#)